



# Puffin Activity Pack







# A SPOONFUL OF ACTIVITIES!

Hello, aspiring detectives! Do you have what it takes to join the Detective Society?  
Complete the activities below and join Daisy and Hazel in detecting crimes!



Hazel

Daisy

Teddy

China

Mooncake

Bunbreak

Murder

## Word search:

L	E	B	D	Q	Z	C	T	R	K
O	D	K	P	A	H	V	E	B	A
S	B	J	A	I	I	D	D	V	E
L	X	X	N	C	R	S	D	O	R
O	T	A	F	U	N	J	Y	E	B
D	M	G	M	K	W	O	G	I	N
K	N	P	U	V	G	U	O	M	U
J	Y	W	Q	S	P	Y	S	M	B
U	R	E	T	W	F	L	Q	N	R
H	A	Z	E	L	B	Y	H	L	V



## Create your own Detective Society Pledge!

Your pledge is a sort of promise. Here's part of Daisy and Hazel's in case it helps:

*'I swear to be a good and clever member of the Detective Society, and to logically detect the crimes presented to me using all the cleverness I have, not placing reliance on grown-ups, especially the police.'*

Fill in the lines below with your own pledge!



Discover  
the rest of the  
Murder Most  
Unladylike mysteries



@redbreastedbird #ASpoonfulofMurder @PuffinBooks

Illustrations and type © www.ninataradesign.com





# CREATE YOUR OWN MURDER MYSTERY

## WHAT, WHERE, WHO, HOW?

Where does the crime take place? It could be a hotel, a ship, a beautiful holiday island or even the moon . . .

.....

What is the crime? It could be robbery, kidnapping, smuggling or even murder . . .

.....

Who is the victim? What sort of person are they, and why might someone want to commit a crime against them?

.....

Who are the suspects? Are they the victim's friends? Do they all work together? Or are they all members of the same family?

.....

What clues will you introduce to lead your detectives to the murderer?

They could be handkerchiefs, fingerprints, hairs or even suspicious food or drink . . .

1. ....

2. ....

Who is going to solve the case? Give your detectives names and decide what sort of people they are. Are they friendly or shy, bookish or sporty? And what makes them a good detective?

1. ....

.....

2. ....

.....

And finally, **NAME THE BOOK**

Titles are important – what will your mystery be called?

.....



[illegible]

1. Cut along the dotted lines around the triangles
2. Get some string and attach the triangles along it at intervals (you can attach the bunting by carefully punching two holes in each triangle and threading through, or use mini wooden pegs)
3. String up the bunting across your store or window display.










Diary of a Wimpy Kid

# ***THE GETAWAY***

## **COLOUR IN THE HEFFLEY'S FAMILY HOLIDAY PHOTO**



**WHAT'S YOUR FAVOURITE  
FAMILY HOLIDAY PHOTO?**

**PASTE IT HERE!**



# Diary of a Wimpy Kid

## THE GETAWAY



## THE GETAWAY WORD SEARCH



Find and circle these holiday themed words in the word search below.

G	K	K	D	J	D	H	U	R	G	Z	H	A	S	W	N	L	P	T	Z
E	N	A	L	P	W	H	E	E	S	N	S	A	I	G	O	A	U	V	P
O	X	S	N	F	Z	N	B	S	T	A	I	V	N	O	U	R	C	Z	N
Y	I	C	C	U	I	R	Z	O	K	S	F	L	P	A	T	L	D	A	G
P	K	O	B	K	S	U	V	R	O	W	Y	O	E	L	U	D	S	A	A
N	X	Q	L	W	G	S	C	T	N	U	L	S	E	K	Q	G	S	Z	I
G	N	I	F	R	U	S	D	N	I	W	L	Y	L	T	R	P	I	L	R
R	E	D	I	P	S	N	C	X	Z	U	E	Y	D	Y	E	O	W	Y	P
N	C	K	T	H	R	J	U	Q	I	I	J	O	E	L	H	N	N	U	O
J	N	S	V	H	Q	U	Q	A	F	A	L	K	D	D	N	N	N	S	R
Q	V	Y	W	Y	C	Q	L	M	B	P	N	I	Y	R	Q	I	D	I	T
S	U	I	T	C	A	S	E	V	H	O	J	Y	W	V	S	C	L	A	S
Q	F	Z	V	O	J	S	H	I	M	W	X	J	M	W	C	G	L	N	E
V	L	F	N	K	I	C	N	A	V	Q	G	C	R	U	I	S	E	A	J
T	F	O	F	D	H	N	K	X	Y	J	Y	E	H	X	K	H	C	B	G
F	O	K	A	E	C	I	A	C	F	B	K	K	T	A	Q	W	P	A	C
O	U	R	Y	B	A	C	G	U	Z	B	K	G	Z	A	C	I	S	C	G
U	A	Z	U	B	E	J	M	S	F	N	R	P	Q	K	W	U	E	J	B
P	O	V	P	Y	B	M	T	C	S	F	J	Y	M	O	B	A	F	W	E
E	H	U	D	C	E	H	I	V	F	L	D	S	X	W	Q	E	Y	B	F

AIRPORT  
CRUISE  
IGUANA  
PARADISE  
RESORT  
SPIDER

TURTLE  
BEACH  
DOLPHIN  
JELLYFISH  
PLANE

SLUGS  
SUITCASE  
WINDSURFING  
CABANA  
GETAWAY

WORD  
MONKEY  
POOL  
SNORKELING  
TENNIS





### You will need:

A photograph of your head and shoulders taken from the side (in profile)

Pencil

Black card

White or coloured card for the background

Glue

Scissors

Frame

## HOW TO MAKE A SILHOUETTE PORTRAIT

1. Take a photograph from the side of your head and shoulders and print out the photo onto ordinary paper.
2. Using scissors, carefully cut around the person – you may need to ask a grown-up for help.
3. Place the cut-out onto some black paper or card and draw around it using the pencil.
4. Cut the silhouette portrait out of the black card.
5. Cut a piece of coloured card in an oval shape so that the black cut-out fits comfortably in the centre and glue in place. You can glue this oval onto a slightly larger oval of a different colour if you like.
6. Cut a piece of white or coloured card to fit the frame and stick your portrait onto the centre of it.
7. Now frame your portrait! If you don't have a frame to use, you could make one out of card.




A Victorian tale from  
the world of HETTY FEATHER



# Doodle your own book cover!

Have a go at drawing your own book cover. Have a look at some of your other books to help you!




# Puffin Wordsearch

Grab your Puffin pencil and circle all the books you can find!

G W U T S O C K W O R W T I T C H T G  
U T J F W U D K P M T W S B J A C K G  
G N K R O V E R T B M Z E R K T C M U  
T G U G G E N H E I M M Y S T E R Y S  
J E V G A T B T W T C H T B H F E G W  
J U T K M M H E T F T H D T E T A T I  
R U N J U W L T O G U B O R W M K H T  
G D N K U T G S X T G K T C O M X E T  
U L A K Y N T G O T G E H T R T T C H  
H T D T Y A K T T U T R Y Y S E M R C  
F T R O S E R I V E R S T T T F A E G  
R X Y K T B R D A Y T B M Y W B T A Y  
O T L A B O U R J R S D T T I Y K K P  
S R F T F U R Y I A V T A D T U K E E  
T I G T T K T W I T C F T X C T B R N  
W T B W I T C J A G K K E T H S K S G



THE WORST  
WITCH



JUNKYARD  
JACK



THE  
CREAKERS



ROSE  
RIVERS



GUGGENHEIM  
MYSTERY



Start a story at  
**puffin.co.uk**

